



In the 2021—2022 program year Community Action served 3,134 individuals in 3,009 households.



## *Mission Statement*

*To provide services, with dignity and respect, that help people become self-sufficient.*

We are a 501(c)3 nonprofit organization and have served low-income and disadvantaged families for nearly 60 years. Community Action programs are designed to empower as well as provide opportunity to those who are not yet self-sufficient.

## Fighting Hunger

*1,077 individuals utilized one of our three food pantries*



## Fighting Hunger

*1,000 individuals utilized our food distribution*



## Fighting Hunger

*461 individuals received 6,335  
prepared meals at the Eastern  
Orleans  
Community Center*



## Avoiding Eviction

*271 individuals  
received  
assistance to  
avoid eviction*



## School Supplies

*194 children received  
school supplies*



## Utility Assistance

*78 individuals avoided  
utility shut off*



## Employment Support

*24 individuals received  
employment support*

*Including supplies, job  
searching assistance,*

*on the job training, and*

*work appropriate clothing*



## Weatherization Services

*57 homes received  
weatherization*

*services, making  
them more efficient*





## **Holiday Meals**

*152 households  
received holiday  
meal kits*



## **Cooling Program**

*Through our  
partnership with the  
Department of social  
services, 103  
households received  
air conditioner installation*



## Head Start

*241 children enrolled*

*207 received age  
appropriate health  
care*



*183 received age appropriate immunizations*

*150 improved literacy skills*

## Early Head Start

*53 children enrolled*

*49 received age appropriate  
health care*



*53 children received age appropriate immunizations*


*43 improved emergent literacy skills*

## Early Head Start—Child Care Partnership

*68 children enrolled*

*68 were brought up to date on age appropriate immunizations*


*16 showed growth in emergent literacy skills*



## Child Care Resource & Referral

*165 individuals*

*received referrals to licensed child care providers*





## **ACT—Helping Youth ACT Responsibly**

*358 youth participated in  
evidence based  
comprehensive pregnancy/STD  
prevention curriculum*




## **Credit Recovery Program**

*18 students attended  
the credit recovery pro-  
gram  
10 demonstrated basic  
grade level achievement  
5 obtained a high school  
diploma*



## Community Action Transportation Services

*113 senior citizens received  
2,405 one way trips to their  
medical appointments and  
lunch group sessions*



*139 volunteers donation 8,588 hours of time to support  
the functions and activities across agency programs*